

FBINAA APP

Android USERS GUIDE



Welcome to the FBINAA Android App

This Users Guide will assist you in setting up and using your downloaded FBINAA App*, keeping you connected and up to speed on what's happening around *The World's Strongest Law Enforcement Leadership Network!*

**Available on both IOS and Android platforms*

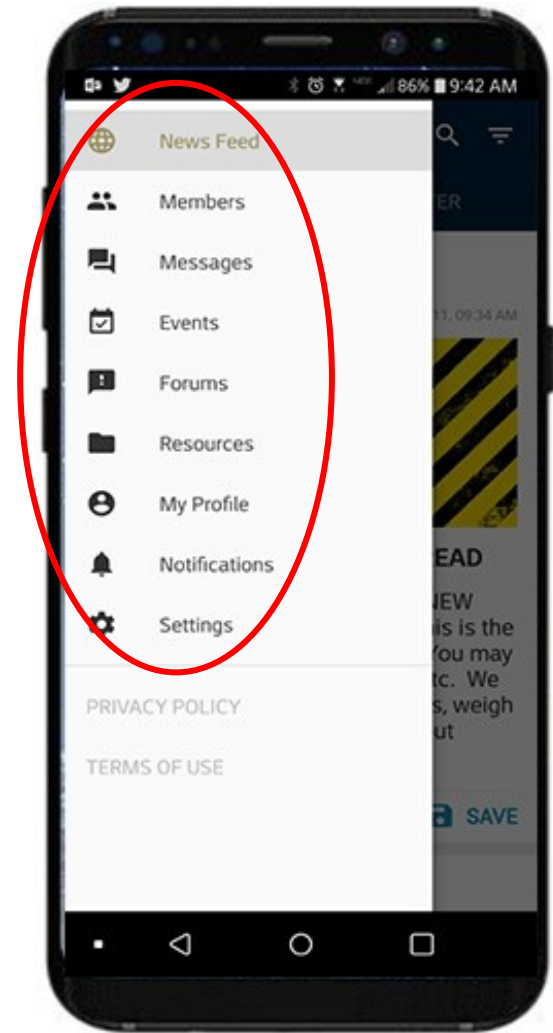


FBINAA APP USERS GUIDE



Main Navigation

- The icons shown in your left navigation screen are customizable for your preferences.
- Click the “**More...**” button on the right hand side of the bottom navigation bar to access additional tabs.
- Click “**Edit**” in the top right to customize your bar with the top four preferred tabs you would like shown.

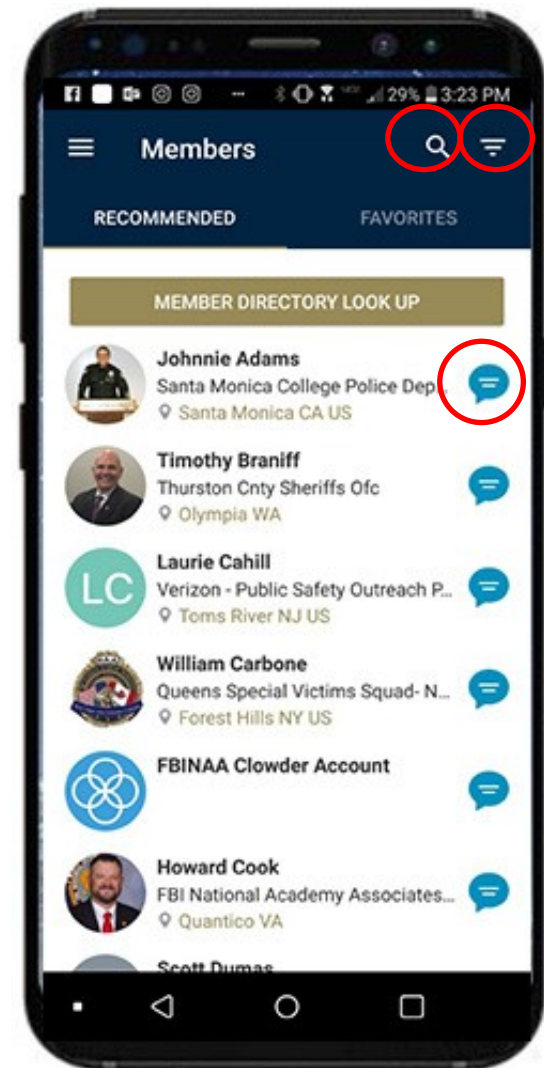


FBINAA APP USERS GUIDE



Member Directory

- Easily view all app users here. Use our **smart search** feature at the top to quickly find Session mates and other members.
- Filter through members quickly by clicking the **filter icon** in the top left.
- Filters are determined by our organization and can include categories such as location, department, profession or favorites.
- Click the **chat icon** to the right of a member to start a direct chat with them.

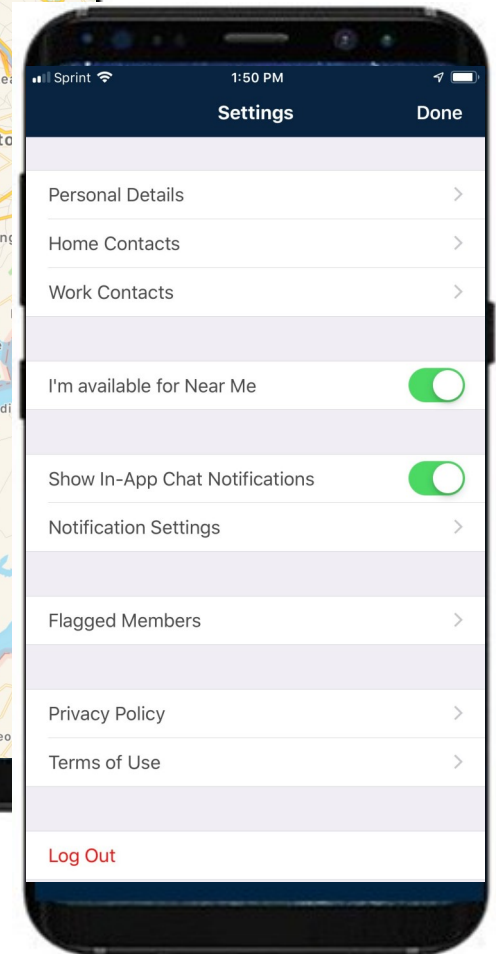
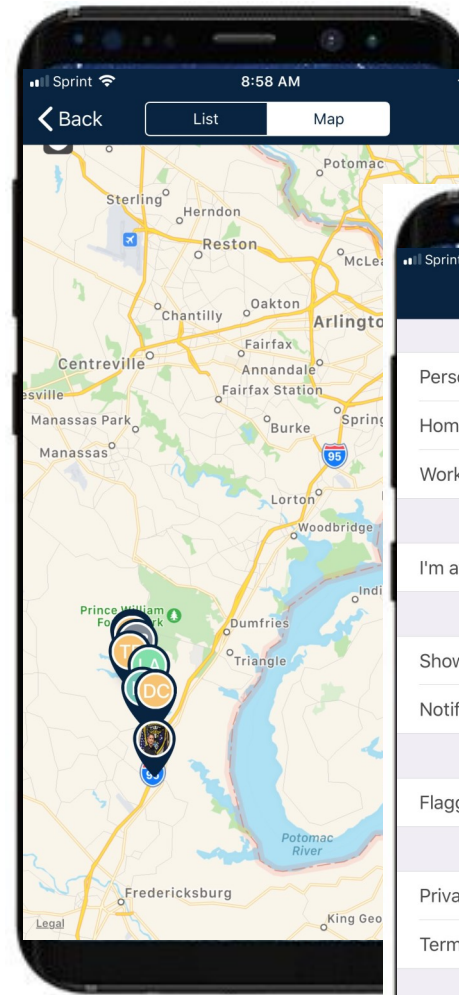


FBINAA APP USERS GUIDE



Near Me Feature

- The Member Directory has multiple Filters, one is a “Near Me” feature
- Through this feature you can locate members via distance or on a map
- This is sorted by the last time a member has viewed the App
- This Feature can be turned off via your Profile Settings

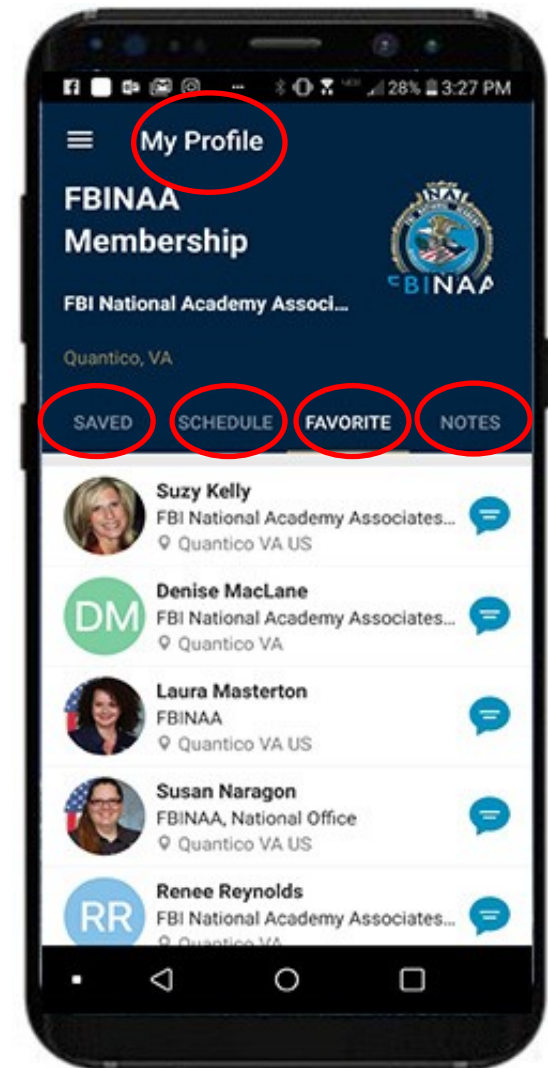


FBINAA APP USERS GUIDE



Your Profile

- Saved content from the News Feed will appear under the **“Saved”** tab of your profile so you’re able to go back and read or share posts at a later time.
- All events you’ve added to your schedule will appear under the **“Schedule”** tab. When you click on an event, any sessions you’ve added to your schedule will then appear.
- You can favorite members on their profiles. Members that you’ve favorited will appear in your **“Favorite”** tab on your profile (as well as in the “Favorite” filter in the Member Directory).
- You can create notes about other members on their profiles that will then save to your profile under the **“Notes”** tab (this is only seen by you).



FBINAA APP USERS GUIDE

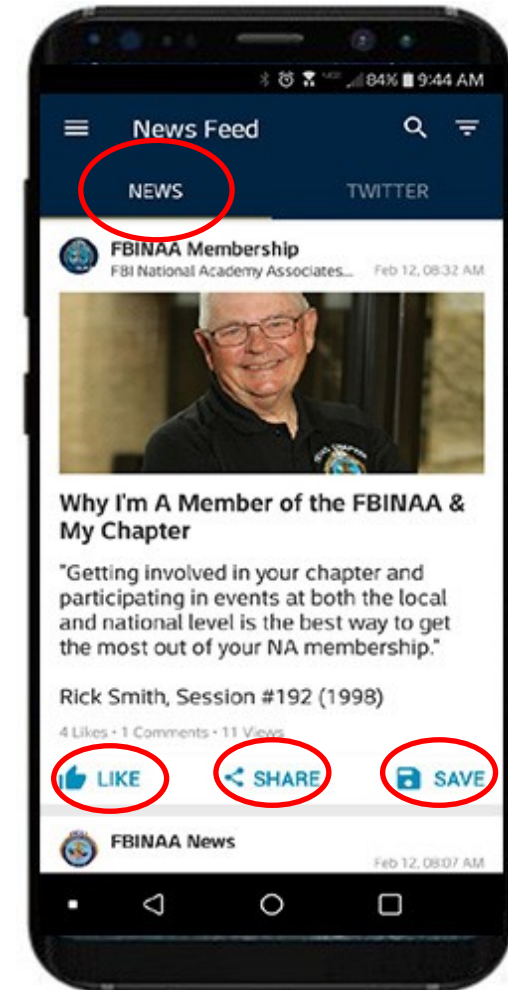


News Feed

News Feed

Stay connected to the FBINAA with the News Feed. Engage with other members by liking, sharing and saving News Feed posts of interest.

- “Like” by clicking the **Like/thumbs up icon** underneath the post.
- Share by clicking the **“Share”/arrow icon**. Save
- Content to your profile by clicking the **“Bookmark”/flag icon**.
- Reply to other members’ comments by clicking **Reply** at the bottom right.



FBINAA APP USERS GUIDE

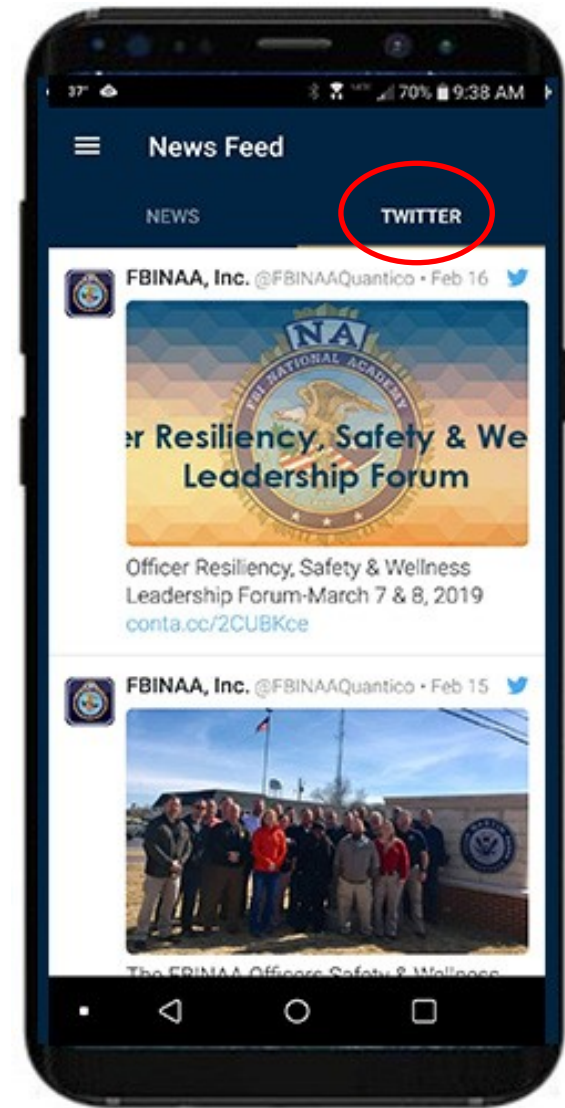


Twitter Feed

Twitter Feed

Switch to your Twitter Feed by clicking “**Twitter**” at the top of the App Navigation. Following the FBINAA on Twitter gives you a real pulse of what’s happening around the FBINAA, Chapters, and current or past Sessions.

Once you click on a post, you can share or save using your phone’s share/save preferences.

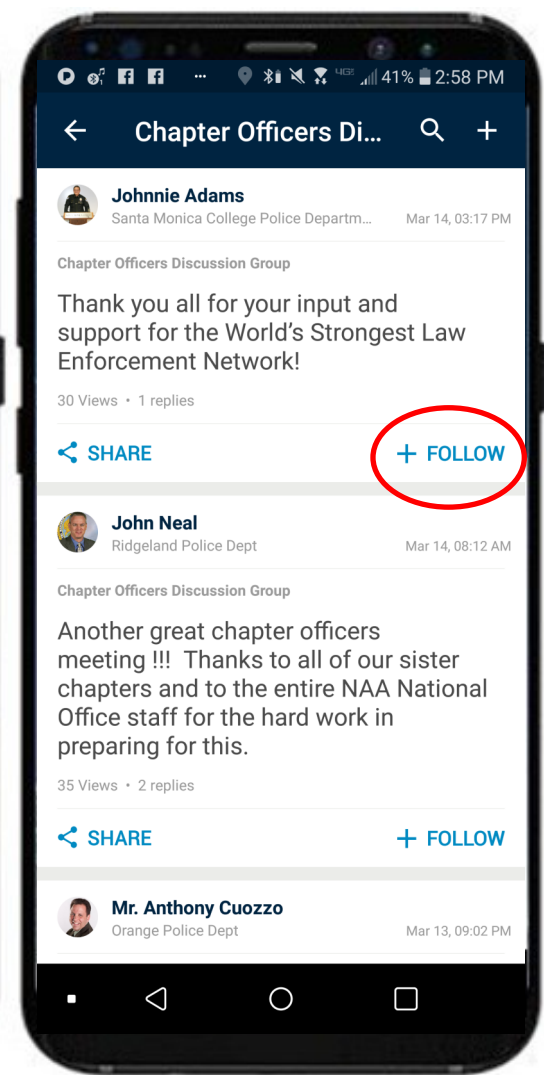
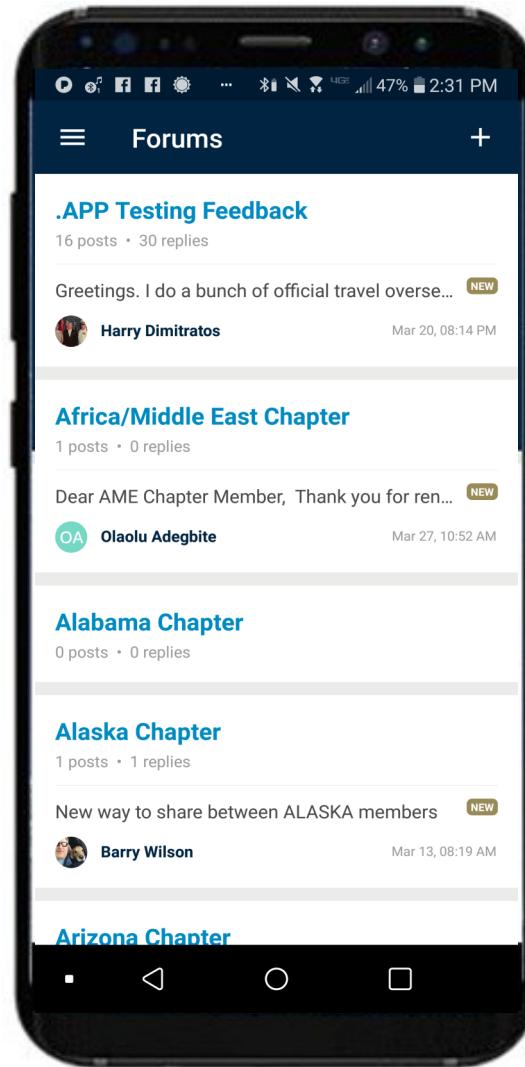


FBINAA APP USERS GUIDE



Forums

- The App features multiple Forums.
- These include all 48 Chapters, and various special topics. Future updates will include Sessions.
- Select the “Follow” button to receive notifications on postings within a Forum

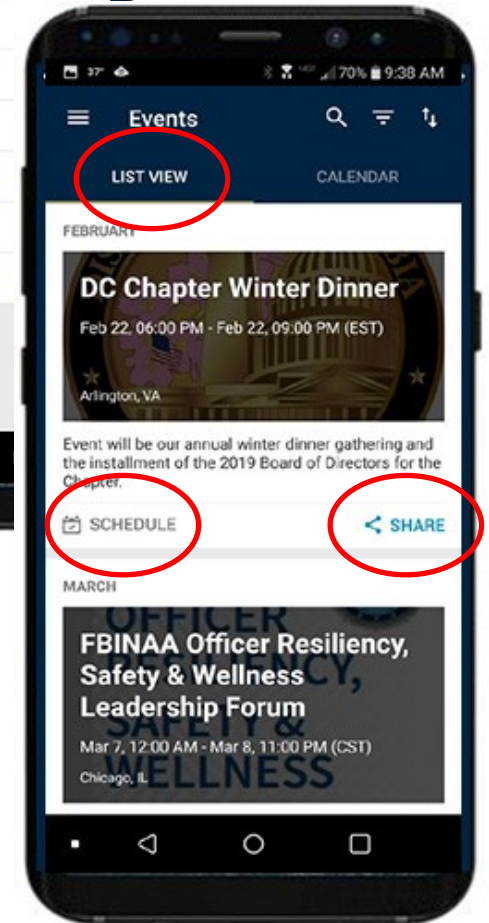
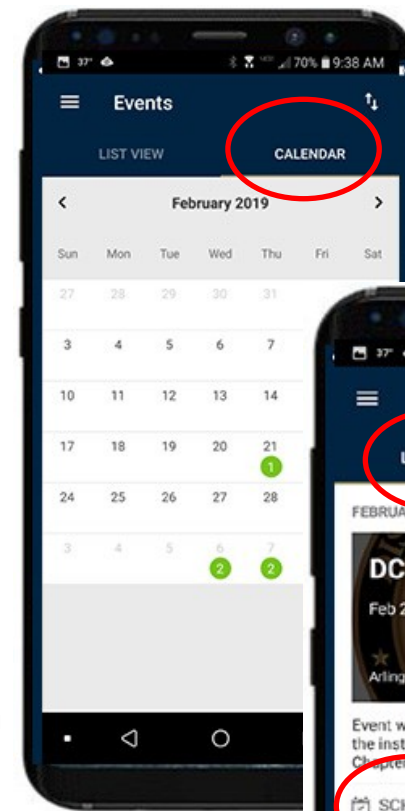


FBINAA APP USERS GUIDE



Events

- View all upcoming events in a **“List”** or **“Calendar”** view by selecting either option at the top of the tab. You can filter events by categories such as type, topic, date or location by clicking the top left **filter** icon.
- Share events by clicking the **“Share”/arrow icon** then selecting members within the app from the list that appears. You can search for members in the top **search bar**.
- Add an event to your schedule by clicking the **“Add to Schedule”/calendar icon** underneath an event to the left. The event will be saved in the **“Schedule”** tab of your profile. Depending on the event, you may even be able to register right from your mobile device!

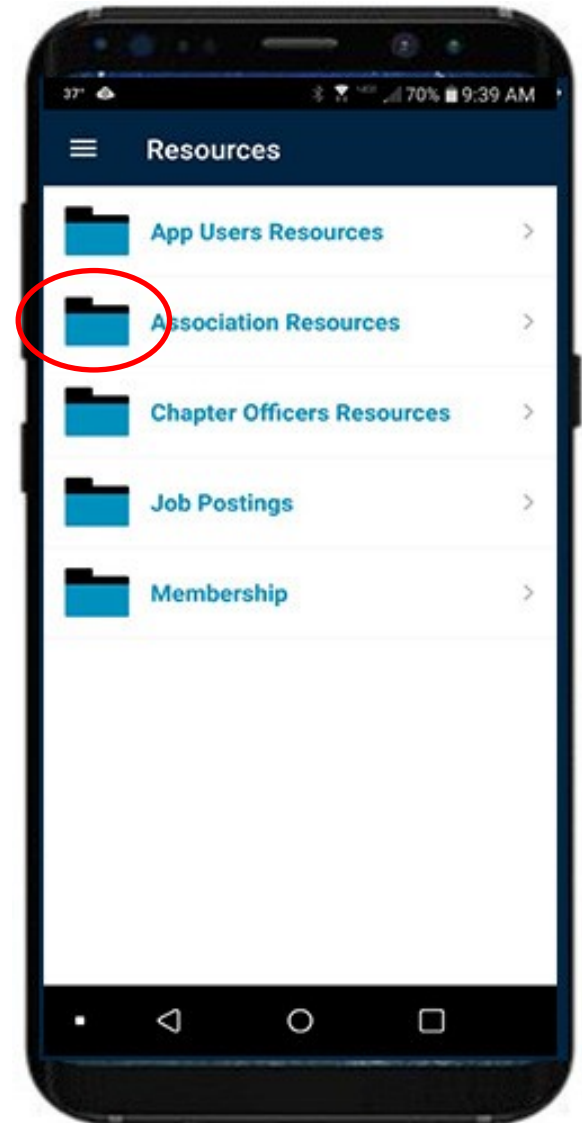


FBINAA APP USERS GUIDE



Resources

- Access important Association resources here. Click a **folder** to open its contents, then click an individual file to view.
- To export or save a file, you will use your phone's share/save preferences.



FBINAA APP USERS GUIDE



